



**National Institutional Ranking Framework**  
Ministry of Human Resource Development  
Government of India



[HOME](#)

[ABOUT NIRF](#)

[PARAMETERS](#)

[DOCUMENTS](#)

[RANKING](#)

[FEEDBACK](#)

[CONTACT](#)

## Welcome to Data Capturing System: MANAGEMENT

**Institute ID:** IR17-MGMT-2-30552

**Institute Name:** Arni University

### Full Report

Institute ID: IR17-MGMT-2-30552

Institute Name: Arni University

### Sanctioned (Approved) Intake

Academic Year	2015-16	2014-15	2013-14	2012-13	2011-12
UG [3 Years Program(s)]	60	60	60	---	---
PG [2 Years Program(s)]	60	60	---	---	---
Ph.D students enrolled	2	---	---	---	---

### Total Actual Student Strength (Program(s) Offered by Your Institution)

(All programs of all years)	No. of Male Students	No. of Female Students	Total Students	Within State (Including male & female)	Outside State (Including male & female)	Outside Country (Including male & female)	Economically Backward (Including male & female)	Socially Challenged (SC+ST+OBC Including male & female)
UG	45	8	53	38	15	0	8	25
PG	63	28	91	63	28	0	16	39
Ph.D	0	2	2	0	2	0	0	0

## Placement & Higher Studies

### UG [3 Years Program(s)]: Placement & higher studies for previous 3 years

Academic Year	No. of first year students admitted in the year	Academic Year	No. of students graduating in minimum stipulated time	No. of students placed through campus placement	Median salary of placed graduates (Amount in Rs.)	No. of students selected for Higher Studies
(2011-12)	13	(2013-14)	10	0	0 (Zero)	0
(2012-13)	16	(2014-15)	13	0	0 (Zero)	0
(2013-14)	19	(2015-16)	11	0	0 (Zero)	0

### PG [2 Years Program(s)]: Placement & higher studies for previous 3 years

Academic Year	No. of first year students admitted in the year	Academic Year	No. of students graduating in minimum stipulated time	No. of students placed through campus placement	Median salary of placed graduates (Amount in Rs.)	No. of students selected for Higher Studies
(2012-13)	21	(2013-14)	21	14	17000(Seventeen Thousand)	1
(2013-14)	37	(2014-15)	27	18	15500(Fifteen Thousand and Five Hundred Only)	0
(2014-15)	50	(2015-16)	45	28	16000(Sixteen Thousand Only)	0

## Entrepreneurship

No. of sustained spin-off companies set up over the previous 5 years (2011-2016)(Companies started by the Students/Alumni/Faculty in the institutions business incubators): **1**

## Top University Admission Data

No. of graduating students from your institution who were admitted into Top University/Institution to pursue higher studies in the year 2015-16: **0**

No. of PG students admitted into your institutions from Top Institution in the year 2015-16: **10**

No. of Ph.D students admitted into your institutions from Top Institution in the year 2015-16: **1**








Total No.of PG & Ph.D students admitted: **11**

## Ph.D Student Details

No. of Ph.D students graduated (including Integrated Ph.D)

2015-16	2014-15	2013-14
0	0	0

## Faculty Details

	#	Name	Age	Designation	Gender	Qualification	Experience (In Months)
	1	ASHISH PRASHAR	30	Assistant Professor	Male	MBA	84
	2	JAIMAN PREET KAUR	32	Assistant Professor	Female	M. Phil	58
	3	NEETI KUMARI	26	Assistant Professor	Female	MBA	29
	4	PAWAN KUMAR	29	Assistant Professor	Male	MBA	65
	5	RAJINDER MINHAS	43	Assistant Professor	Male	NET	264
	6	RAVI KANT SWAMI	44	Professor	Male	Ph.D	240
	7	SAPNA	26	Assistant Professor	Female	MBA	8

### Financial Resources: Utilised Amount for the Capital & Operational expenditure for previous 3 years

Financial Year	2015-16	2014-15	2013-14
	Utilised Amount	Utilised Amount	Utilised Amount
<b>Annual Capital Expenditure on Academic Activities and Resources (excluding expenditure on buildings)</b>			
Library	0 (Zero)	215200 (Two Lac Fifteen Thousand and Two Hundred Only)	1007375 (Ten Lac Seven thousand Three Hundred and Seventy Five Only)
New Equipment for Laboratories	0 (Zero)	0 (Zero)	0 (Zero)
Engineering Workshops	0 (Zero)	0 (Zero)	0 (Zero)
Studios	0 (Zero)	0 (Zero)	0 (Zero)
Other suitably identified academic activities	24470 (Twenty Four Thousand Four Hundred and Seventy Only)	172498 (One Lac Seventy Two Thousand Four Hundred and Ninety Eight Only)	88040 (Eighty Eight Thousand and Forty Only)
<b>Annual Operational Expenditure</b>			
Salaries (Teaching and Non Teaching staff)	8069880 (Eighty Lac Sixty Nine Thousand Eight Hundred and Eighty Only)	6653280 (Sixty Six lac Fifty Three Thousand Two Hundred and Eighty Only)	2197500 (Twenty One lac Ninty Seven thousand and five Hundred Only)
Maintenance of Academic Infrastructure or consumables, other running expenditures, Seminars/Conferences/Workshops etc. (excluding maintenance of hostels and allied services)	24962 (Twenty Four Thousand Nine Hundred and Sixty Two Only)	115568 (One Lac Fifteen thousand Five Hundred and Sixty Eight Only)	159062 (One Lac Fifty Nine Thousand and Sixty Two Only)

### Women Diversity

No. of women members in senior administrative positions, such as Head of Departments, Dean or Institute Heads in previous academic year (2015-16): 0

## IPR

Calendar Year	2015	2014	2013
No. of Patents Filed	0	0	0
No. of Patents Published	0	0	0
No. of Patents Granted	0	0	0
No. of Patents Licensed	0	0	0

Did your institution transferred atleast one technology in the previous three years?:

Financial Year	2015-16	2014-15	2013-14
Earning From Patents (Amount in Rupees)	0	0	0
Enter Amount in Words	Zero	Zero	Zero

## Sponsored Research Details

Financial Year	2015-16	2014-15	2013-14
Total no. of Sponsored Projects	0	0	0
Total no. of Funding Agencies	0	0	0
Total Amount Received (Amount in Rupees)	0	0	0
Amount Received in Words	Zero	Zero	Zero

### Consultancy Project Details

Financial Year	2015-16	2014-15	2013-14
Total no. of Consultancy Projects	0	0	0
Total no. of Client Organizations	0	0	0
Total Amount Received (Amount in Rupees)	0	0	0
Amount Received in Words	Zero	Zero	Zero

### Executive Development Program

Financial Year	2015-16	2014-15	2013-14
Total no. of Executive Development Programs	0	0	0
Total no. of Participants	0	0	0
Total Annual Earnings (Amount in Rupees)	0	0	0
Total Annual Earnings in Words	Zero	Zero	Zero

### Facilities for PCS: Facilities of physically challenged students

1. Do your institution buildings have Lifts/Ramps?	Yes, in some of the buildings
2. Do your institution have provision for walking aids, including wheelchairs and transportation from one building to another for handicapped students?	Yes, in all the buildings
3. Do your institution buildings have specially designed toilets for handicapped students?	Yes, in some of the buildings